



36" Integrated Combination—Tall

Integrated refrigeration can be used anywhere in the home. It merges seamlessly into the décor, with no visible hinges or grilles. Model 736TCI has an upper cabinet refrigerator with freezer storage drawers. Two distinct temperature zones ensure the freshest food and energy efficiency. This model is ENERGY STAR® qualified for energy efficiency.



FEATURES

- Upper cabinet refrigerator and two freezer storage drawers.
- Custom front panels and hardware allow for infinite design options.
- Point-of-use refrigeration that can be placed anywhere in the home.
- Dual refrigeration system ensures the freshest food and energy efficiency.
- Microprocessor maintains precise control, within 1° of set temperature.
- Easy-access, illuminated touch control panel.
- Bright interior lighting in cabinet and drawers.
- Adjustable spill-proof glass shelves, door shelves and dairy compartment.
- High-humidity drawer keeps fruits and vegetables crisp and fresh.
- Smooth-glide, full-extension storage drawers.
- Door alarm has an audible beep if door or drawer is left open.
- Automatic ice maker provides crescent shaped ice.
- 90° door stop built into hinge.
- Star-K compliant with harness kit.

MODEL

736TCI

Design

Integrated

INTERIOR FEATURES

- **Refrigerator**
 - Dual Refrigeration
 - 2 Temperature Zones
 - 3 Adjustable Glass Shelves
 - 1 Stationary Shelf
 - Stationary Crisper Drawer
 - 3 Adjustable Door Shelves
 - Adjustable Dairy Compartment
 - Egg Container
- **Freezer (Drawers)**
 - 1 Removable Drawer Divider
 - Automatic Defrost
 - Automatic Ice Maker

ACCESSORIES

- Stainless steel front panels with tubular or pro handles—80" or 84" finished height.
- Stainless steel tubular and pro handles.
- Dual installation kits for installation with column, tall or drawer model.
- Deli drawer and shelf assembly.
- Dozen egg container.

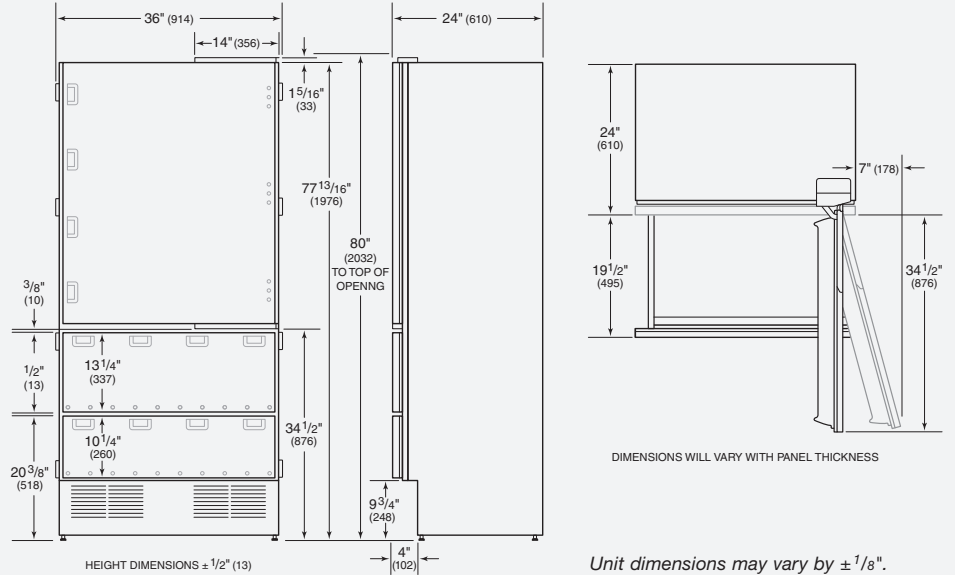
Accessories are available through your Sub-Zero dealer. For local dealer information, visit the find a showroom section of our website, subzero.com.





36" Integrated Combination—Tall

OVERALL DIMENSIONS



SPECIFICATIONS

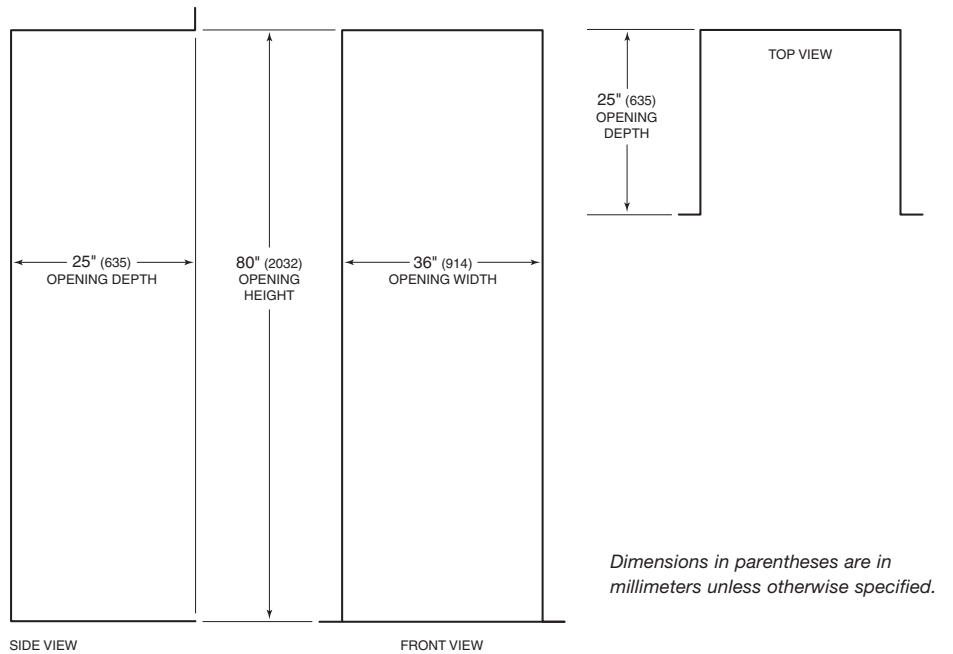
Overall Width	36"
Overall Height	80"
Overall Depth	24"
Door Clearance	34 1/2"
Drawer Clearance	19 1/2"
Refrigerator Capacity	13.3 cu ft
Freezer Capacity	7.1 cu ft
Finished Opening	36" W x 80" H x 25" D*
Electrical Requirements	115 V AC, 60 Hz 15 amp dedicated circuit
Plumbing Requirements	1/4" OD copper line 20–100 psi
Annual Energy Usage	\$60**
Shipping Weight	480 lbs

*Depth is 24" from the front of the unit to its back. Your design may necessitate moving the unit back, or cabinets forward to achieve a flush fit. This will require a minimum opening depth of 25".

**Based on 10.65 cents per kilowatt hour.

INSTALLATION SPECIFICATIONS

Opening Dimensions

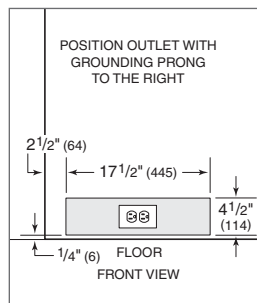


INSTALLATION NOTES

Stainless steel panels with handles are available as accessories. These panels are not installed at the factory.

Complete installation specifications, including panel sizes, can be found on our website, subzero.com/specs.

Location of Electrical Supply



Location of Water Supply

